



## Patient Safety in the New Normal

*PHC has these 3Es at work - engage, educate, and equip...*

The thrust to pursue Patient Safety is ingrained in the Philippine Heart Center's Safe Hospital culture. We heeded the call for urgent and sustainable actions, strategies and plans on a wide spectrum with activities rolled out either on a virtual or physical platform. PHC advocates the adoption of best practices at the point of care to prevent avoidable risks and harm to all our stakeholders

Keep in mind, the acronym A-C-T, we **Act** and **Commit Together** towards hospital safety!

*Patient Safety Warrior Ako!*



### Implementing a Safe Hospital Culture in the New Normal

Sep 14, 2021 01:00 PM

Singapore


[Every day, until Sep 17, 2021, 4 occurrence\(s\)](#)

Webinar ID [839 1528 8853](#)


Philippine Heart Center  
3rd Governance In Healthcare Summit (Virtual)

Implementing a Safe Hospital Culture in the New Normal

September 14-17, 2021



**Our very own Dr. Adriano de la Paz was an awardee of The Outstanding Filipino Physicians (Posthumous). His wife Dr. Esperanza Q. Dela Paz receives the award on his behalf.**





Every Covid Discharge is Victory. Thankful for the recovery of the daughter of our Deputy Director for Nursing Services, Ms. Criselle Galang

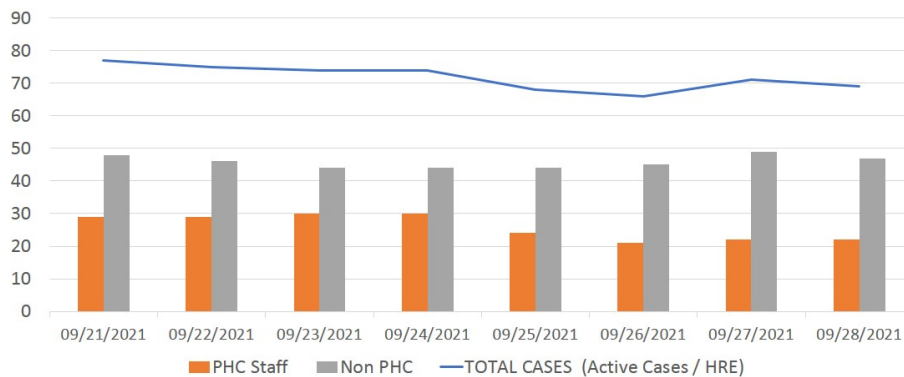


Dr. Abanilla meets with the Institution's Transplant Team

*“Let the beloved of the Lord rest secure in Him for He sheilds her all day long, and the one the Lord loves rests between His shoulders.*  
Deuteronomy 33:12

## Covid Care Census

Sept 21 - Sept 28, 2021



| COVID CARE CENSUS                | Sept 21 | Sept 22 | Sept 23 | Sept 24 | Sept 25 | Sept 26 | Sept 27 | Sept 28 |
|----------------------------------|---------|---------|---------|---------|---------|---------|---------|---------|
| TOTAL CASES (Active Cases / HRE) | 77      | 75      | 74      | 74      | 68      | 66      | 71      | 69      |
| PHC Staff                        | 29      | 29      | 30      | 30      | 24      | 21      | 22      | 22      |
| NON PHC                          | 48      | 46      | 44      | 44      | 44      | 45      | 49      | 47      |
| ADMISSIONS                       | 4       | 4       | 11      | 6       | 7       | 2       | 6       | 7       |
| DISCHARGES                       | 10      | 4       | 10      | 5       | 12      | 3       | 1       | 9       |
| MORTALITY                        | 0       | 2       | 2       | 1       | 1       | 1       | 0       | 0       |
| ACTIVE CASES                     | 70      | 68      | 68      | 68      | 63      | 61      | 66      | 66      |
| High Risk Exposure (HRE)         | 7       | 7       | 6       | 6       | 5       | 5       | 5       | 3       |
| ER TRIAGE (COVID)                | 27      | 24      | 20      | 20      | 18      | 19      | 20      | 23      |
| National Daily Census DOH        | 16,361  | 15,592  | 17,411  | 18,659  | 16,907  | 20,755  | 18,449  | 13,846  |
| National Daily Mortality         | 140     | 154     | 177     | 0       | 0       | 0       | 195     | 91      |
| Test Positivity Rate (%)         | 27.0    | 24.9    | 24.6    | 24.2    | 23.6    | 21.9    | 23.5    | 24.1    |